



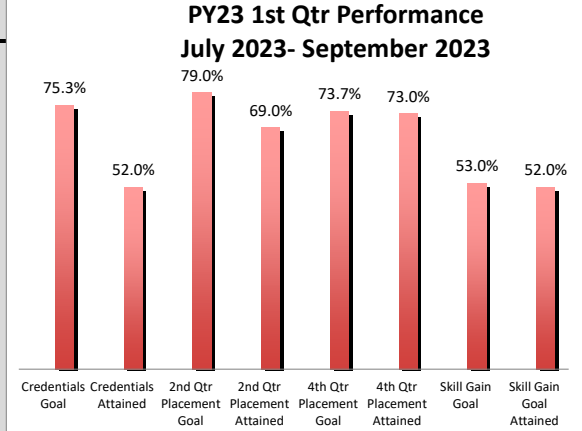
A Program of the Upstate Workforce Board
 Serving Cherokee, Spartanburg and Union
 www.upstateworkforceboard.org

Progress Report PY24
 July 1, 2024 - June 30, 2025



DASHBOARD

9/1/2024	1st Quarter			2nd Quarter			3rd Quarter			4th Quarter			TOTAL
	JUL	AUG	SEP	OCT	NOV	DEC	JAN	FEB	MAR	APR	MAY	JUN	
# Of applications received	9	9	12	15									45
# Of eligible WIOA applicants	20	20	7	10									57
# Of informational contacts	11	11	12	14									48
# Of referrals	1	3	3	0									7
# Of carryovers (Prev. Yr or Mo)	17	17	17	17									68
# Of new enrollments	0	3	3	4									10
% of Enrollment Benchmark Met	0.0%	25.0%	29.0%	35.0%									89%
Total active in PY 23	17	20	23	27									87
# WIN Administered	0	0	0	0									0
New Work Experiences	0	0	1	2									3
Completed Work Experiences	0	0	0	0									0
Diploma or GED Earned	0	0	0	1									1
Other Qualifying Credential Earned	0	0	3	3									6
Exiters Entering 2nd Qtr. Follow-up	0	0	13	17									30
Exiters Entering 4th Qtr. Follow-up	0	0	11	11									22

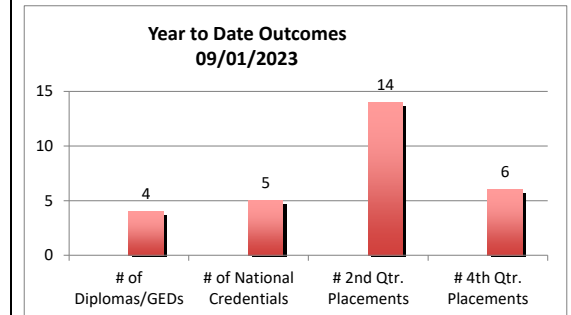
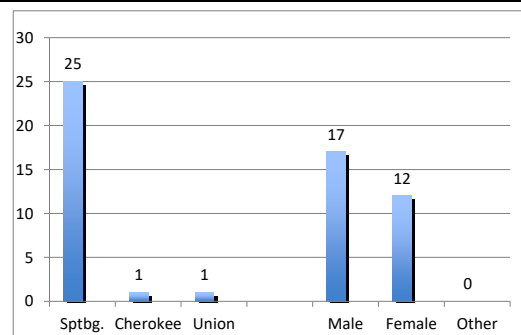


**PY23 1st Qtr Performance (July-September)
 Median Earnings 2nd Qtr After Exit**
 Median Earnings 2nd Qtr After Exit Goal: **\$2,600.00**
 Median Earnings 2nd Qtr After Exit Attainment: **\$4,680.00**

Budget Summary through 10/31/2024

Demographics--YTD (09/01/2023) (includes all active)

Cost Category	Budget	YTD Expense	YTD Goal	Actual
Staff and Fringes	\$ 261,491.99	\$ 43,135.60	25.0%	16.5%
Indirect Cost	\$ 30,442.00	\$ 5,707.85	25.0%	18.7%
Operating	\$ 49,890.00	\$ 1,032.34	25.0%	2.1%
Instructional Training	\$ 18,667.00	\$ 4,361.90	25.0%	23.4%
Work Based Learning	\$ 135,502.35	\$ 33,365.74	25.0%	24.6%
Supportive Service	\$ 23,800.00	\$ 355.36	25.0%	1.5%
Incentives	\$ 3,500.00	\$ -	25.0%	0.0%
	\$ 523,293.34	\$ 87,958.79	25.0%	16.81%

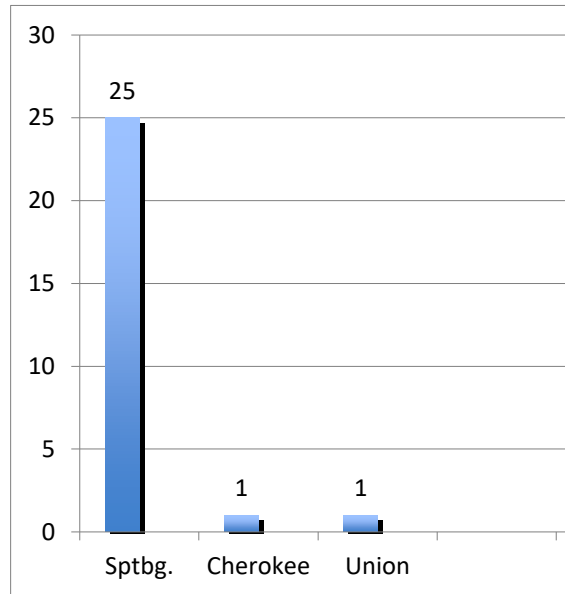


through July 1st, 2022
 Sptbg. 25
 Cherokee 1
 Union 1

Male 17
 Female 12
 Other 0

Credentials Goal 75.3%
 Credentials Attained 52.0%
 2nd Qtr Placement Goal 79.0%
 2nd Qtr Placement Attained 69.0%
 4th Qtr Placement Goal 73.7%
 4th Qtr Placement Attained 73.0%
 Skill Gain Goal 53.0%
 Skill Gain Goal Attained 52.0%

Median Earnings Goal \$2,700.00
 Median Earnings Attainment \$8,840.00



of Diplomas/GEDs 4
 # of National Credentials 5
 # 2nd Qtr. Placements 14
 # 4th Qtr. Placements 6

